



Simply better.



Ideal clamping tools for woodworking

(April 2020)



Malleable cast iron screw clamps

The Original is the best



- Clamping force up to 6,000 N
- High-quality 2-component plastic handle
- Pressure plates can be replaced by hand – no tools required (from 80 mm throat depth)
- With protective caps on the clamping surfaces
- Stable profiled rail with serration
- BESSEY anti-slip system (from 80 mm throat depth)



Original BESSEY malleable cast iron screw clamp TG with 2-component plastic handle

Order-No.	Opening mm	Throat depth mm	Rail mm	kg	qty.	V1
TG10-2K	100	50	15 x 5	0.26	10	
TG12-2K	120	60	20 x 5	0.24	10	
TG16-2K	160	80	25 x 6	0.66	10	
TG20B8-2K	200	80	25 x 6	0.77	10	
TG25B8-2K	250	80	25 x 6	0.82	10	
TG30B8-2K	300	80	25 x 6	0.87	10	
TG40B8-2K	400	80	25 x 6	0.97	10	
TG20-2K	200	100	27 x 7	1.06	10	
TG25S10-2K	250	100	27 x 7	1.15	10	
TG30S10-2K	300	100	27 x 7	1.18	10	
TG40S10-2K	400	100	27 x 7	1.33	10	
TG50S10-2K	500	100	27 x 7	1.46	10	
TG25-2K	250	120	29 x 9	1.54	10	
TG30S12-2K	300	120	29 x 9	1.63	10	
TG40S12-2K	400	120	29 x 9	1.78	10	
TG50S12-2K	500	120	29 x 9	2.01	10	
TG60S12-2K	600	120	29 x 9	2.13	5	
TG80S12-2K	800	120	29 x 9	2.46	5	
TG100S12-2K	1000	120	29 x 9	2.83	5	
TG30-2K	300	140	32 x 10	2.20	10	
TG40S14-2K	400	140	32 x 10	2.41	5	
TG50S14-2K	500	140	32 x 10	2.62	5	
TG60S14-2K	600	140	32 x 10	2.85	5	
TG80S14-2K	800	140	32 x 10	3.29	5	
TG100S14-2K	1000	140	32 x 10	3.71	5	
TG40-2K	400	175	32 x 10	2.70	5	
TG50S17-2K	500	175	32 x 10	2.90	1	
TG60S17-2K	600	175	32 x 10	3.20	1	
TG80S17-2K	800	175	32 x 10	3.50	1	
TG100S17-2K	1000	175	32 x 10	4.03	1	

- Clamping force up to 7,000 N
- Strengthened design for higher clamping force and wider opening widths
- High-quality 2-component plastic handle
- Pressure plates can be replaced by hand – no tools required
- Stable profiled rail with serration
- BESSEY anti-slip system



Heavy duty malleable cast iron screw clamp TGK with 2-component plastic handle

Order-No.	Opening mm	Throat depth mm	Rail mm	kg	qty.	V1
TGK40-2K	400	120	35 x 11	2.52	5	
TGK50-2K	500	120	35 x 11	2.70	5	
TGK60-2K	600	120	35 x 11	3.00	5	
TGK80-2K	800	120	35 x 11	3.53	5	
TGK100-2K	1000	120	35 x 11	4.00	5	
TGK125-2K	1250	120	35 x 11	4.69	1	
TGK150-2K	1500	120	35 x 11	5.38	1	
TGK200-2K	2000	120	35 x 11	6.66	1	
TGK250-2K	2500	120	35 x 11	7.94	1	
TGK300-2K	3000	120	35 x 11	9.22	1	

Malleable cast iron screw clamps




Range summary





Simply better.






Anti-slip system, stable profiled rail – clamping force up to 6,000 N




Stable profiled rail – clamping force up to 5,500 N



Anti-slip system, stable profiled rail – clamping force up to 7,000 N





Stable profiled rail – clamping force up to 6,500 N




Detailed information about all malleable cast iron screw clamps at www.bessey.de

Solid flat rail – clamping force up to 5,500 N



Heavy duty design, solid flat rail – clamping force up to 7,000 N



All-steel screw clamps

BESSEY's unrivalled all-steel quality



- 20 % more clamping force per spindle rotation with optimised rail profile
- Maximum security with linear transfer of force at the sliding arm
- Clamping force up to 6,000 N
- Fixed jaw and sliding arm are constructed of tempered steel for resilient clamping
- High-quality 2-component plastic handle
- Pressure plates can be replaced by hand – no need for tools (from 80 mm width)



Original BESSEY all-steel screw clamp GZ with 2-component plastic handle

Order-No.	Opening	Throat depth	Rail	⚖️	📦	V2
	mm	mm	mm	kg	qty.	
GZ10-2K	100	60	15 x 6	0.31	10	
GZ12-2K	120	60	15 x 6	0.32	10	
GZ16-2K	160	80	17.5 x 6.8	0.57	10	
GZ40-8-2K	400	80	17.5 x 6.8	0.76	10	
GZ20-2K	200	100	22 x 8,5	1.01	10	
GZ25-2K	250	120	24.5 x 9.5	1.42	10	
GZ30-12-2K	300	120	24.5 x 9.5	1.50	10	
GZ40-12-2K	400	120	24.5 x 9.5	1.65	10	
GZ50-12-2K	500	120	24.5 x 9.5	1.83	10	
GZ60-12-2K	600	120	24.5 x 9.5	2.00	5	
GZ80-12-2K	800	120	24.5 x 9.5	2.20	5	
GZ100-12-2K	1000	120	24.5 x 9.5	2.45	5	
GZ30-2K	300	140	28 x 11	2.01	10	
GZ40-2K	400	120	28 x 11	2.12	10	
GZ50-2K	500	120	28 x 11	2.33	5	
GZ60-2K	600	120	28 x 11	2.52	5	
GZ80-2K	800	120	28 x 11	2.87	5	
GZ100-2K	1000	120	28 x 11	3.29	5	
GZ125-2K	1250	120	28 x 11	3.83	1	

- Greater reserves of power, thanks to optimised rail profile, for even clamping force build-up, especially under maximum utilisation of the clamping range
- Non-slip trigger release
- Sintered steel cams – particularly hard-wearing, low friction due to higher surface hardness
- Quick – up to 5 x faster than regular clamps
- Secure – vibration resistant
- Strong – clamping force up to 8,500 N



Lever clamp GH


Order-No.	Opening	Throat depth	Rail	⚖️	📦	V2
	mm	mm	mm	kg	qty.	
GH12	120	60	15 x 6	0.49	10	
GH16	160	80	17.5 x 6.8	0.64	10	
GH20	200	100	22 x 8,5	1.11	10	
GH25	250	120	24.5 x 9.5	1.44	10	
GH30-12	300	120	24.5 x 9.5	1.51	10	
GH40-12	400	120	24.5 x 9.5	1.75	10	
GH30	300	140	28 x 11	2.27	10	
GH40	400	120	28 x 11	2.41	10	
GH50	500	120	28 x 11	2.61	5	
GH60	600	120	28 x 11	2.84	5	
GH80	800	120	28 x 11	3.20	5	
GH100	1000	120	28 x 11	3.59	5	

All-steel screw clamps


Range summary



Optimised rail profile – clamping force up to 6,000 N




All-steel screw clamp with 2K plastic handle GZ-2K



All-steel screw clamp with wooden handle GZ



All-steel screw clamp with tommy bar GZ-K



All-steel screw clamp with swivel handle GZ-KG

NEW



Detailed information about all all-steel screw clamps at www.bessey.de

Tried-and-true rail profile – clamping force up to 5,000 N




All-steel screw clamp with wooden handle classiX GS




All-steel screw clamp with tommy bar classiX GS-K

Patented OMEGA bend – clamping force up to 5,000 N




OMEGA screw clamp with 2K plastic handle GMZ-2K




OMEGA screw clamp with tommy bar GMZ-K


Rapid, secure and strong – clamping force up to 9,500 N



Lever clamp GH



Lever clamp with reversed clamping lever SGHS



Lever clamp classiX GSH

Parallel clamps


Large-area clamping and spreading



Precise and gentle

Workpieces with sensitive surfaces can be clamped and spread exactly parallel to each other – even behind and on the side of the rail. Corners and recessed edges as well as pointed and round surfaces can also be perfectly aligned:

- due to extremely large clamping surfaces that are attached perpendicular to the rail
- due to three removable pressure caps that are repellent to glue, and also resistant to paint and grease solvents
- due to workpiece supports that prevent the workpiece from coming into contact with the rail



Powerful and safe

They securely clamp with a clamping force of up to 8,000 N:

- due to the metal-reinforced plastic housing
- due to the optimised sliding arm with double slide protection: It holds the clamp reliably with the set clamping force and prevents any unintentional slipping of the sliding arm in the unclamped condition

Versatile and well thought out

The clamps provide an enormous number of possible applications:

- due to ingenious accessories, such as tilting adapter, frame press set, clamp extension and table clamp
- the ergonomically formed 2-component symmetrical plastic handle with hexagon socket means the clamping force can be comfortably applied (max. torque 17 Nm)
- the continuously adjustable head for the KREV Vario version enables the clamp to be positioned in the middle of the workpiece for optimum weight distribution

YouTube



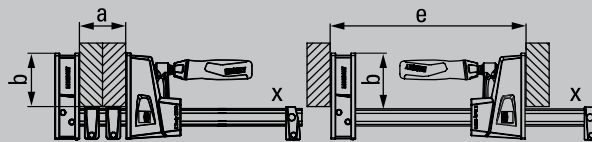
REVOLUTION



K Body REVO parallel clamp KRE and Vario K Body REVO parallel clamp KREV



Order-No.	< a >	< b >	< e >	< x >	⚖	📦	V3
	mm	mm	mm	mm	kg	qty.	
KRE30-2K	300	95	255-390	29 x 9	2.15	2	
KRE60-2K	600	95	255-730	29 x 9	2.76	2	
KRE80-2K	800	95	255-930	29 x 9	3.10	2	
KRE100-2K	1000	95	255-1130	29 x 9	3.45	2	
KRE125-2K	1250	95	255-1355	29 x 9	3.87	2	
KRE150-2K	1500	95	255-1610	29 x 9	4.28	2	
KRE200-2K	2000	95	255-2080	29 x 9	5.09	2	
KRE250-2K	2500	95	255-2580	29 x 9	6.05	2	
KREV100-2K	1000	95	260-1130	29 x 9	3.85	2	
KREV150-2K	1500	95	260-1610	29 x 9	4.25	2	
KREV200-2K	2000	95	260-2080	29 x 9	5.30	2	
KREV250-2K	2500	95	260-2580	29 x 9	6.30	2	



Accessories

Order-No.	Suitable for	⚖	📦	V3
		kg	qty.	
Variable jaw KRE-VO				
KRE-VO	KRE / KREV / KR / KRV	0.59	1	
Tilting K Body clamp adapter KR-AS (Contents: 2 pcs./bag)				
KR-AS	KRE / KREV / KR / KRV	0.18	12	
Framing set KP (Contents: 4 rail couplings and 4 adapters)				
KP	KRE / KREV / KR / KRV	0.55	12	
K Body parallel clamp extender KBX				
KBX20	KRE / KREV / KR / KRV	0.75	12	
Table clamp TK6				
TK6	KRE / KREV / KR / KRV	0.10	10	



- Clamping force up to 8,000 N
- Very large parallel clamping surfaces with 3 removable pressure caps
- Metal-reinforced plastic housing and optimised sliding arm with double slide protection for more power and safety: The set clamping force is maintained and the sliding arm cannot unintentionally slip in the unclamped condition
- Can be converted without tools for spreading tasks
- High-quality 2-component symmetrical plastic handle with hexagon socket for the comfortable application of the clamping force (max. torque 17 Nm)
- KREV with continuously adjustable and fixable upper section for optimum positioning on the workpiece

KRE-VO:

- Steplessly adjustable and fixable upper section KRE-VO suitable for all BESSEY K body REVO KRE / KREV and KR / KRV

KR-AS:

- Adapter with tilting clamping jaws with a tilt range of -15° to +15°
- Clamping on sloping and parallel surfaces

KP:

- KP Framing System (from 30 cm to 250 cm/12"-98") with four 90° KP Blocks
- Separately adjustable clamping force with 2 inserted clamps per corner
- Lightweight / easy to assemble

KBX20:

- Connect any two K Body parallel clamps to increase the clamping capacity. The connector is made of robust aluminum

TK6:

- Especially for DIY applications and domestic appliances
- Special accessory for angle clamps WS 3/WS 6, screw clamp S 10 and K Body REVO parallel clamps KRE/KREV and KR/KRV to hold them to a work surface edge

One-handed clamps

One-handed clamping (and spreading)



- Clamping force of up to 3,500 N
- Clamp and fix in place quickly and simply with just one hand
- With protection caps on the clamping surfaces



One-handed clamp EHZ with 2-component handle

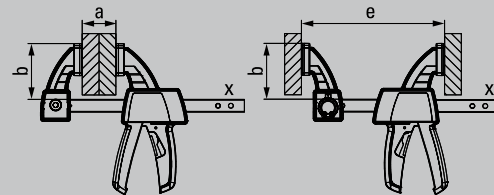
Order-No.	Opening	Throat depth	Rail	kg	qty.	V2
	mm	mm	mm			
EHZ30-2K	300	100	19.5 x 9.5	1.25	6	
EHZ60-2K	600	100	19.5 x 9.5	1.67	6	

- Clamping force up to 2,000 N
- No tools required for spreading thanks to intelligent release mechanism in upper section
- Ergonomically shaped 2-component plastic handle behind the rail
- One-handed operation with little effort required



One-handed clamp EZS

Order-No.	Opening	Throat depth	Spreading width "e"	Rail	kg	qty.	V3
	mm	mm	mm	mm			
EZS15-8	150	80	170-360	19 x 6	0.72	6	
EZS30-8	300	80	170-510	19 x 6	0.83	6	
EZS45-8	450	80	170-660	19 x 6	0.93	6	
EZS60-8	600	80	170-810	19 x 6	1.04	6	
EZS90-8	900	80	170-1110	19 x 6	1.26	6	



- Clamping force up to 1,200 N
- Change from clamping to spreading by switching, not converting
- Handle with pump lever parallel to the rail
- Convenient one-handed operation, with little effort required
- All-round clamping – in front of, behind and at the side of the rail



One-handed clamp DuoKlamp DUO

Order-No.	Opening	Throat depth	Spreading width "e"	Spreading width "f"	Rail	kg	qty.	V3
	mm	mm	mm	mm	mm			
DUO16-8	160	85	75-235	9-170	20 x 5	0.66	6	
DUO30-8	300	85	75-380	9-315	20 x 5	0.72	6	
DUO45-8	450	85	75-535	9-470	20 x 5	0.83	6	
DUO65-8	650	85	75-685	9-660	20 x 5	1.02	6	

Multiple applications

The one-handed EZ range offers numerous possible applications:

- due to a diverse range in four sizes with clamping widths from 110 to 900 mm and clamping forces from 200 N to 2,700 N
- due to the cross prism integrated in the plastic protective caps for the secure fastening of round, pointed and angular pieces
- due to conversion of the top section from clamping to spreading – with sizes EZM, EZL and EZXL tool-free thanks to release mechanism at the touch of a button

Robust design

Modern aesthetics meet with longevity here:

- due to the use of high-quality materials, such as fibreglass-reinforced polyamide for the top and bottom, as well as hardened, tempered, and burnished steel for the profiled rails
- due to the plastic housing, the grip mechanism is protected from dust and chips



Practical convenience

The entire range offers ergonomic handling, thanks to sophisticated technology:

- due to the high quality 2-component plastic handle with pump lever behind the rail for safe access from both directions
- due to the release handle integrated in the grip for quick adjustment of the sliding bar and for releasing the clamp

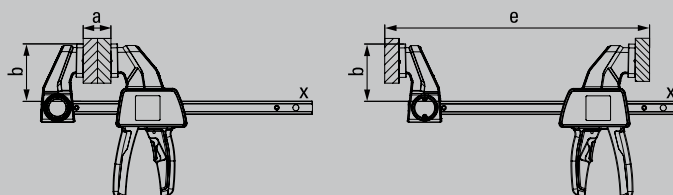
NEW



One-handed clamp EZ



Order-No.	Opening mm	Throat depth mm	Spreading width "e" mm	Rail mm	Contents /pc.	kg	qty.	V3
EZS11-4SET	110	40	80-190	7 x 2.5	2 x EZS11-4	0.12	10	
EZM15-6	150	60	125-270	14 x 5	-	0.31	6	
EZM30-6	300	60	125-420	14 x 5	-	0.38	6	
EZL15-8	150	80	160-300	18 x 5	-	0.58	6	
EZL30-8	300	80	160-450	18 x 5	-	0.68	6	
EZL45-8	450	80	160-500	18 x 5	-	0.77	6	
EZL60-8	600	80	160-750	18 x 5	-	0.86	6	
EZXL30-9	300	90	195-490	22 x 8	-	1.24	6	
EZXL60-9	600	90	195-790	22 x 8	-	1.57	6	
EZXL90-9	900	90	195-1090	22 x 8	-	1.90	6	



- Clamping force up to 2,700 N
- Conversion for spreading – tool-free with EZM, EZL, EZXL thanks to simple release mechanism at the touch of a button on the top section
- Ergonomically shaped 2-component plastic handle with pump mechanism and integrated release lever behind the rail
- Protective caps with cross prism on the top for securely holding round, pointed and angular parts
- One-handed operation with little effort required

Gearclamp

Clamp comfortably in the tightest spaces



Unique compact design

The GearKlamp is extremely flexible and can even be used in the tightest of spatial conditions:

- due to the patented mechanism that separates the handle from the spindle and positions it around the rail
- due to the crossed v-grooves on the upper section for securely holding round, pointed and angular components



Ergonomic use

The clamp contains all kinds of clamping technology and guarantees the user greater comfort:

- due to the high-quality two-component plastic handle for safe handling
- due to the quick-release shift button for quickly adjusting the sliding bar
- due to the swivelling pressure plate for exact alignment of the workpiece

YouTube



Robust technology

Meeting the BESSEY quality promise was a focus in development, and so the transmission clamp is also a winning choice in terms of durability:

- due to the use of high-quality materials, such as fibreglass-reinforced polyamide for the top and bottom, as well as hardened, tempered and burnished steel for the profiled rails
- due to the sliding bar's plastic housing, the driving mechanism is protected from dust and splintering

- High-quality two-component plastic handle positioned around the rail, so clamp can be used in tight spaces
- Clamping force up to 2,000 N
- Easy-to-move trapezoidal thread spindle with swivelling pressure plate
- Quick-release shift button to quickly adjust sliding bar



GearKlamp GK

Order-No.	Opening	Throat depth	Rail	⚖	📦	V3
	mm	mm	mm	kg	qty.	
GK15	150	60	19 x 6	0.62	6	
GK30	300	60	19 x 6	0.73	6	
GK45	450	60	19 x 6	0.84	6	
GK60	600	60	19 x 6	0.95	6	

Clamp curves, angles and edges



Band clamp BAN700



Order-No.	Clamping range	Band w x d mm	Angle range	kg	qty.	V3
BAN700	Up to 7 m	25 x 1	60°-180°	0.56	5	

- Even pressure on mitre joints
- Crank handle can be relocated for right and left-handed users
- Contains: 1 band clamp, 4 Vario corners



Angle clamp WS



Order-No.	Opening mm	Jaw height mm	Current passage max. mm	kg	qty.	V3
WS3	2 x 55	30	30	1.00	10	
WS6	2 x 100	36	60	2.30	4	

- Automatic adjustment to variously sized workpieces
- Quick – clamp with a spindle
- Stable body
- For attaching with table clamp – available as an accessory



One-handed edge clamp EKT



Order-No.	Opening mm	Throat depth mm	kg	qty.	V3
EKT55	10-55	45	0.82	1	

- For rapid one-handed operation
- Low weight
- Opening up to 55 mm



Edge clamp Kantenfix KF



Order-No.	Opening mm	Throat depth mm	kg	qty.	V3
KF2	10-40	80	0.76	4	
KF4	10-80	110	1.58	4	

- For quick one-handed operation
- Widths up to 80 mm

YouTube



Lightweight lever clamp

Clamp quickly with ease



Your benefits at a glance:

- 1 Sturdy magnesium**
The surface-coated upper and lower sections made from sturdy magnesium are extremely light and strong.
- 2 Multi-stage ratchet mechanism**
The multi-stage ratchet mechanism is easy to operate, vibration-resistant, particularly easy to control, and can be released quickly.
- 3 A secure hold**
The fixed arm with the crossed v-grooves holds round, pointed or angular components firmly in place. This is part of what makes the KliKlamp so versatile.
- 4 Ergonomically shaped clamping arm**
The ergonomically shaped clamping arm made from fibreglass-reinforced polyamide is breakproof and fits very snugly in the hand. That's quality of the highest calibre.

- Clamping force up to 1,200 N
- Feather light yet ultra strong
- Sturdy fixed and sliding arms made from lightweight magnesium
- Quick and vibration free clamping



- Practical systainer T-Loc, stackable
- Ideal for assembly work



High-tech lever clamp KliKlamp KLI

Order-No.	Opening	Throat depth	Rail	⚖️	📦	V3
	mm	mm	mm	kg	qty.	
KLI12	120	80	20 x 5	0.26	6	
KLI16	160	80	20 x 5	0.29	6	
KLI20	200	80	20 x 5	0.32	6	
KLI25	250	80	20 x 5	0.35	6	
KLI30	300	80	20 x 5	0.38	6	
KLI40	400	80	20 x 5	0.45	10	

High-tech lever clamp KliKlamp set in systainer KLI-S

Order-No.	Contents / pc.	⚖️	📦	V3
		kg	qty.	
KLI-S	per 4 x KLI12 / KLI 16 / KLI20 / KLI25	6.50	1	

Spring clamps

Clamp flexible and featherlight



Simply better.



Spring clamp VarioClippix XV



Order-No.	Opening		Throat depth		kg	qty.	V3
	mm	"	mm	"			
XV3-50	55	2	37	1 1/2	0.07	12	
XV5-100	100	4	50	2	0.17	12	

- Variable opening width up to 100 mm, yet can be operated with one hand
- Lightweight, functional and easy to handle
- Extremely sturdy



Spring clamp VarioClippix XV



Order-No.	Opening		Throat depth		kg	qty.	V3
	mm	"	mm	"			
XV5-170	170	6 1/2	50	2	0.19	12	

- Variable opening width up to 170 mm, yet can be operated with one hand
- Lightweight, functional and easy to handle
- Extremely sturdy



Spring clamp Clippix XC



Order-No.	Opening		Throat depth		Contents/ pc.	kg	qty.	V3
	mm	"	mm	"				
XC1	20	3/4	20	3/4	-	0.01	10	
XC1-SET	20	3/4	20	3/4	7 x XC1	0.06	12	
XC2	25	1	30	1 1/8	-	0.02	10	
XC3	35	1 3/8	37	1 1/2	-	0.05	10	
XC5	50	2	50	2	-	0.12	10	
XC7	75	2 3/4	70	2 3/4	-	0.18	10	

- Lightweight, functional and easy to handle
- Extremely sturdy



Needle nose spring clamp Clippix XCL



Order-No.	Opening		Throat depth		Contents/ pc.	kg	qty.	V3
	mm	"	mm	"				
XCL2	55	2 1/8	60	2 3/8	-	0.02	10	
XCL2-SET	55	2 1/8	60	2 3/8	2 x XCL2	0.04	24	
XCL5	70	3	110	4 1/4	-	0.14	10	

- Long, pointed clamping arm for working in tight spaces
- Large throat depth for clamping in borderless areas
- Soft, slip-proof grip pads

Table clamps

Clamp in profiles and on tables



Versatile use

This clamp offers numerous possible applications:

- with adapter EZR on the bottom section and rotated top section for secure fastening of guide rails from Festool, Protool, Metabo, Makita, Hitachi/Hikoki, Dewalt, etc. and for clamping in profiles and on work benches
- with adapter on the top or bottom section for step-over clamping
- with or without adapter for clamping or spreading



Convenient technology

Ergonomic and safe handling, thanks to sophisticated technology:

- due to the high quality 2-part plastic grip with pump lever behind the rail for safe access from both directions
- due to the release handle integrated in the grip for quick adjustment of the sliding bar and for releasing the clamp
- due to the cross prism integrated in the plastic protective caps for the secure fastening of round, pointed and angular pieces

Robust design

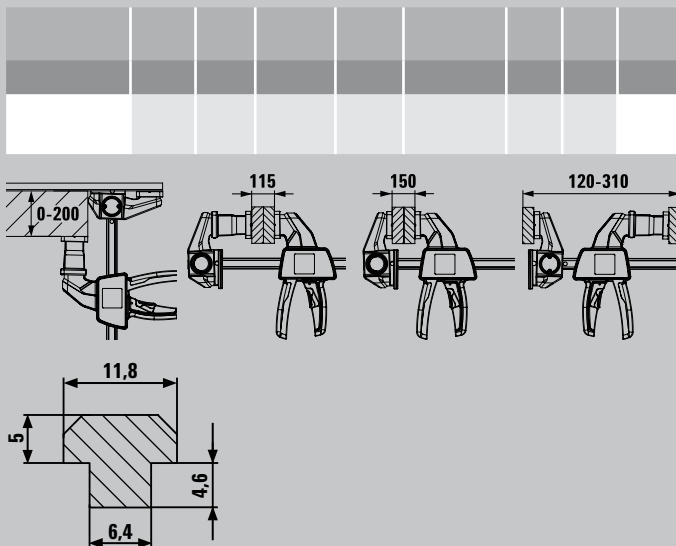
Modern aesthetics meet with longevity here:

- due to the use of high-quality materials, such as fibreglass-reinforced polyamide for the top and bottom, as well as hardened, tempered, and burnished steel for the profiled rails
- due to the plastic housing, the grip mechanism is protected from dust and chips



NEW

One-handed table clamp EZR



- With special guide on the top section for grooves 12 x 6.5 mm to 12 x 8 mm
- Use with adapter on the bottom section and rotated top section for secure fastening of guide rails from Festool, Protool, Metabo, Makita, Hitachi/Hikoki, Dewalt, etc. and for clamping in profiles and on work benches
- Use with adapter on the top or bottom section for step-over clamping
- Use with or without adapter – for clamping or spreading
- Clamping force up to 750 N
- Ergonomically shaped 2-part plastic handle with pump lever behind the rail



All-steel table clamp GTR



Order-No.	Opening	Throat depth	Rail	Contents/ pc.	kg	qty.	V2
	mm						
GTR12	120	60	13.5 x 6.5	-	0.30	10	
GTR12SET	120	60	13.5 x 6.5	2 x GTR12	0.61	5	
GTR16B6	160	60	13.5 x 6.5	-	0.35	10	
GTR30B6	300	60	13.5 x 6.5	-	0.40	10	

- Specially forged fixed arm for 12 x 8 mm grooves
- For secure fastening of guide rails from Festool, Protool, Metabo, Makita, Hitachi/Hikoki, etc. and for clamping in profiles as well as work tables

GTR:

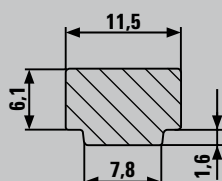
- Clamping force up to 1,800 N
- Ergonomically shaped wooden handle



All-steel table clamp GTRH with lever handle



Order-No.	Opening	Throat depth	Rail	kg	qty.	V2
	mm					
GTR16S6H	160	60	13.5 x 6.5	0.53	10	




GTRH:

- Rapid – up to 5 times faster than conventional clamps
- Secure – unaffected by vibrations
- Strong – clamping force up to 2,400 N

Self-adjusting toggle clamps


Self-adjusting jaw height for rapid clamping



Ready to go – the first time and for quick set-up during workpiece changes

BESSEY STC toggle clamps adapt to workpieces of varying thickness – without manual setting of the spindle and, with practically the same clamping force:

- due to an automatic clamping width range



Uncompromisingly versatile

One size of the BESSEY toggle clamp replaces multiple competitor sizes simultaneously:

- due to an extremely large clamping range, thanks to the patented mechanism



Powerful and gentle

Even sensitive workpieces, e.g. with veneered or varnished surfaces, can be gently clamped:

- due to moving pressure plate with removable protective cap
- due to clamping force regulation via adjustment screw in the joint



Clamping up to 5 x faster

- Automatic, seamless adjustment of the clamping height up to 35 mm with almost constant clamping force – without manual changing of the pressing screw position
- Adjustable clamping force based on the adjusting screw in the joint
- Sturdy, tempered sheet steel for longer service life

YouTube



STC-HH



STC-IHH



STC-VH










Self-adjusting toggle clamps STC

Order-No.	Opening mm	Automatic adjustment mm	Clamping force appr. N	kg	qty.	V3
Horizontal toggle clamp with horizontal base plate STC-HH						
STC-HH20	35	20	1,100	0.20	6	
STC-HH50	40	35	2,500	0.38	6	
STC-HH70	60	35	2,500	0.42	6	
Push/pull clamp with horizontal base plate STC-IHH						
STC-IHH15	25	8	1,100	0.19	6	
STC-IHH25	35	13	2,500	0.45	6	
Vertical toggle clamp with horizontal base plate STC-VH						
STC-VH20	35	20	1,100	0.22	6	
STC-VH50	40	35	2,500	0.43	6	

3D CAD data for download at <http://bessey.partcommunity.com> and www.bessey.de

STC accessory set for multifunction tables,
consists of: 1 x self-adjusting toggle clamp and 1 x adapter STC-SET-T20

Order-No.	Opening	Automatic adjustment	Clamping force			
	mm	mm	appr. N	kg	qty.	V3
Horizontal toggle clamp with horizontal base plate						
STC-HH50-T20 	40	35	2,500	0.47	6	
STC-HH70-T20 	60	35	2,500	0.51	6	
Push/pull clamp with horizontal base plate						
STC-IHH25-T20 	35	13	2,500	0.54	6	
Vertical toggle clamp with horizontal base plate						
STC-VH50-T20 	40	35	2,500	0.52	6	
Adapter for multifunction tables						
STC-SET-T20 	Contents/pc.: 1 x Cylindrical screw DIN 912 M 8 x 35 1 x Lock pin D 20 x 17 1 x Knurled nut M 8		Suitable for: STC-HH50 STC-HH70 STC-IHH25 STC-VH50		0.09	6





- For using the BESSEY toggle clamps on multifunction tables such as Festool MFT and Sortimo WorkMo with hole diameter of 20 mm and plate thickness of min. 19 mm to max. 25 mm



Quick-release Systainer STC-S-MFT



Order-No.	Contents/pc.			
		kg	qty.	V3
STC-S-MFT	4 x horizontal toggle clamp STC-HH50 2 x push-pull toggle clamp STC-IHH25 6 x adapter STC-SET-T20 2 x all-steel table clamp GTR12	5.71	1	



- Multi-functional Systainer for installation technicians
- With wood insert including 20 holes
- And 3 different tightening options

Clamping elements for workbenches


Clamp on workbenches securely and variably



Easily and quickly to use

BESSEY clamping elements of the TWV16 and TW16 series can be used with just a few turns on all standard workbenches:

- due to the con nection of the **TW16AW workbench adapter** – available in 5 sizes suitable for 19 mm, 20 mm, 22 mm, 25.4 mm and 30 mm hole diameter
- due to replaceable bolts on the adapter for the use of further hole systems



Precise and safe

BESSEY always offers the right clamping element for different requirements:

- due to **2 throat depth variants**: either with infinitely adjustable (TWV) or fixed throat depth (TW)
- due to **3 handle variations**: the 2-component plastic handle and tommy bar – each with smooth-running trapezoidal threaded spindle and tool-free pressure plate replacement – and lever handle with an indexing mechanism for controlled, fast and vibration-free clamping

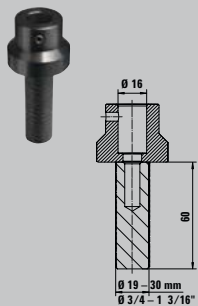
Robust and highly hard-wearing

The tried-and-tested BESSEY all-steel clamp solutions were the inspiration for the development of the clamping elements and guarantee a form-stable and torsion-free tool:

- due to the unique **BESSEY steel quality**, which is available in the optimized profile shape as well as the easy-going spindle
- due to the particularly **hard-wearing steel cams at the lever handle**



Workbench adapter TW16AW



Order-No.	Ø	Suitable for		⚖	📦	V3
		mm	"			
TW16AW19	16	19	3/4	0.33	1	
TW16AW20	16	20	13/16	0.35	1	
TW16AW22	16	22	7/8	0.35	1	
TW16AW25	16	25,4	1	0.44	1	
TW16AW30	16	30	1 3/16	0.53	1	



- Accessories for BESSEY TWV and TW clamping elements with 16 hole system
- Suitable for all common workbenches with a hole system
- Can be used without tools
- The stud pin can be changed to use other hole systems



Clamping element with variable throat depth TWV



Order-No.	Ø	Clamping height max.	Throat depth	Rail	⚖	📦	V3
TWV16-20-15-2K	16	200	30-150	22 x 8.5	1.20	1	
TWV16-20-15K	16	200	30-150	22 x 8.5	1.04	1	
TWV16-20-15H	16	200	60-150	22 x 8.5	1.21	1	

- Precise, individual clamping
- Tempered profile and sliding arm for sprung and elastic clamping
- Infinitely adjustable throat depth (TWV)

Various design versions:

- High quality 2-component plastic handle and tommy bar with rounded ends – each with smooth-running trapezoidal threaded spindle and tool-free pressure plate replacement
- Lever handle with an indexing mechanism for controlled, fast and vibrationproof clamping



Clamping element with fixed throat depth TW

Order-No.	Ø	Clamping height max.	Throat depth	Rail	⚖	📦	V3
TW16-20-10-2K	16	200	100	22 x 8.5	0.93	1	
TW16-20-10K	16	200	100	22 x 8.5	0.86	1	
TW16-20-10H	16	200	100	22 x 8.5	1.01	1	

Assembly tools for the interior fittings

Assemble door frames and windows



TU:

- Gently and precisely braces and supports door casing during foam filling of wall joint
- Telescopic square anodised aluminium tubing with mm scale and adjusting screw for precision work
- Cross-shaped pressure plate with interchangeable clamping elements for frame depths of 6 to 13 cm or 13 to 30 cm
- Removable clamping bracket with increased clamping surfaces and removable brackets to insert the door frame securely and easily

TUX:

- Accessories to increase the opening width of the TU door frame brace
- This enables extra-wide doors to be installed
- It can be used without tools in just a few steps

TFM:


- For quick, precise aligning and fixing of door frames
- The intelligent companion for the BESSEY door frame clamp TU and TMS

WTR:

- For neatly fixed and stabilised frame corners
- For mounting at a precise 90° angle

FRK:

- Permits rapid, precise straightening and fixing of window frames



Door frame clamp TU separate and as set

Order-No.	Contents/pc.	Opening	⚖️	📦	V3
		mm	kg	qty.	
TU	1 Stück	565-1010	1.27	2	
TU-TRAGE	6 pieces TU in nylon case	565-1010	9.90	1	

Door frame brace extension TUX

Order-No.	Contents/pc.	Opening	⚖️	📦	V3
		mm	kg	qty.	
TUX	2 extension rods	1040-1960	0.37	1	

Door frame straightening clamp TFM

Order-No.	Adjusting range	Throat depth	⚖️	📦	V3
	mm	mm	kg	qty.	
TFM-2K	35	70	0.58	2	

Angle door frame straightening clamp WTR

Order-No.	Opening chuck thickness	Adjusting range	⚖️	📦	V3
	mm	mm	kg	qty.	
WTR	8-30	32	1.05	2	

Window installation clamp FRK

Order-No.	Frame thicknesses	Adjusting range	⚖️	📦	V3
	mm	mm	kg	qty.	
FRK85	40-85	30	0.43	4	

Lay boards and floors



Seaming tool PS55 and PS130

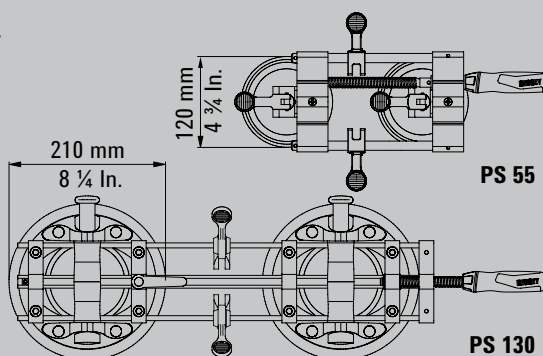


PS55



PS130

Order-No.	Opening	Width	Length	⚖️	📦	
	mm	mm	mm	kg	qty.	V3
PS55	10-55	144	363	1.68	1	
PS130	5-130	215	715	4.08	1	



PS55

- For clamping and positioning components with a smooth surface
- clamping force up to 260 N
- Clamping levers on the suction cups ensure rapid handling

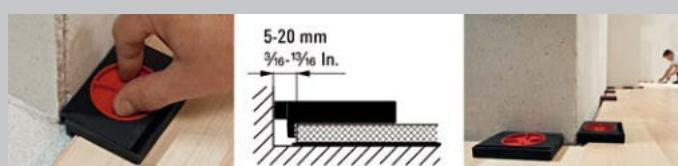
PS130, big and strong

- For clamping and positioning large and potentially heavy components with a smooth surface
- Manual vacuum pumps for maximum suction power, and therefore a maximum level of horizontal clamping force up to 1,200 N
- Marking ring on the pump lever to permanently check for a reliable vacuum

Spacer AV2 (4 pcs./bag)



Order-No.	Opening	Jaw width	Adjusting range	⚖️	📦	
	mm	mm	mm	kg	qty.	V3
AV2	20	89	5-20	0.23	12	



- Quickly and infinitely adjustable for wall distances of 5 to 20 mm
- Spacer for floating laminate and parquet flooring installations
- Wide contact and support area for avoiding pressure points on the floorboards and plaster
- Easy to remove by simply turning back
- Very light and compact

Assembly tools for the interior fittings

Support ceilings and other materials securely



Flexible in application

It enables the positioning and holding of plaster carton, wooden planks, panels, battens, metal bars, foils and lamp bodies, for example. The support can even be used on sloping roofs:

- due to stable steel pipe construction in three sizes – telescoping up to 2.90 m
- due to 8.5 x 6.5 cm base plates with a swivel range of -45° to +45°



Easy to handle

The support can be used quickly:

- due to the fixing in just two steps:
The rough pre-setting is carried out using the telescoping and quickly locking inner pipe; the final clamping is carried out by turning the support at the foam grip

Secure hold

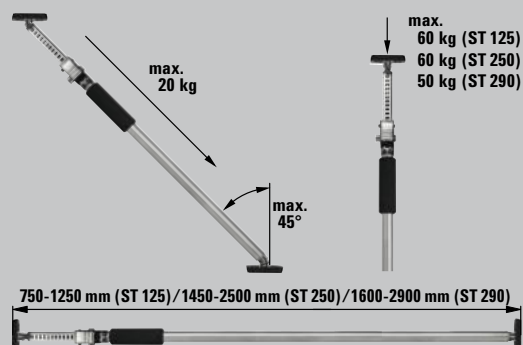
Resilient and anti-slip, the support guarantees secure holding, even on sensitive surfaces:

- due to special steel pipes for a maximum load bearing capacity of up to 60 kg
- due to additional locking of the release button
- due to rubber contact surfaces top and bottom

- Resilient up to a maximum of 150 kg when the telescopic rod is fully retracted
- Stable construction due to special steel pipes and anti-slip PVC contact surfaces
- Application also on slopes due to continuously swivelable contact surfaces of -45° to +45°
- Easy, safe handling due to a telescoping and locking inner pipe as well as an outer pipe that can be turned by the foam grip
- GS-certified for quality and safety

Telescopic drywall support ST

Order-No.	Adjusting range	Load limit at max. extension length	⚖️	📦	V3
	mm	kg	kg	qty.	
ST125	750-1250	60	1.41	10	
ST250	1450-2500	60	2.06	10	
ST290	1600-2900	50	2.24	10	





Extremely secure hold

The support guarantees a reliable and secure hold:

- due to extremely stable construction for up to max. 200 kg load-bearing capacity – depending on the corresponding support size – with maximum extension length
- due to rubber PVC contact surfaces top and bottom
- due to anti-slip system integrated in the grip

Versatile in application

It facilitates the positioning and holding of a wide range of materials:

- due to stable steel pipe construction in three sizes – telescoping up to 3.70 m
- due to 9 x 7 cm base plates with a swivel range of -45° to +45°



Quick and accurate handling

The support can be precisely set to requirements, and safely released:

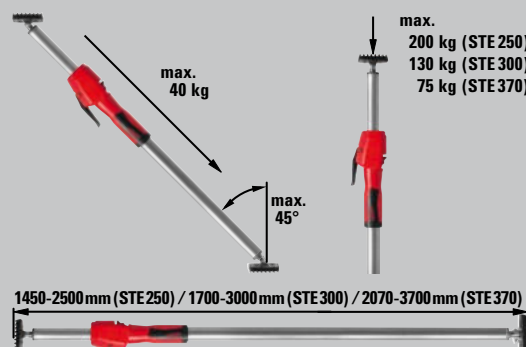
- due to fixing in three steps: In order to pre-set the telescopic drywall support press the release button and extend the telescopic inner tube to the desired length. Fine adjustment takes place by pressing the pump lever until the system plate of the support lies against the workpiece. Then turn the grip clockwise until the desired holding force is attained (observe the max. load-bearing capacity)
- due to releasing in two steps: First turn the telescopic drywall support anti-clockwise. As soon as no further holding force is present, press the release button to retract the inner tube



NEW

Telescopic drywall support STE with pump grip

Order-No.	Adjusting range	Load limit at max. extension length	⚖️	📦	V3
	mm				
STE250	1450-2500	200	3.10	2	
STE300	1700-3000	130	3.50	2	
STE370	2070-3700	75	4.10	2	



- Resilient up to a maximum of 350 kg when the telescopic rod is fully retracted
- Extremely stable construction due to highly durable steel pipes and non-slip PVC contact surfaces
- Single-handed operation thanks to 2-component plastic handle with pump mechanism
- Quick-slide button for rapid extension and retraction of the telescopic bar
- Controllable holding force by turning the support on the grip
- Application also on slopes due to continuously swivelling contact surfaces from -45° to +45°

Available from June 2020

Variable high-performance clamps

New flexibility with large clamping widths



Secure

- due to high clamping forces up to 6,500 N at SLV resp. 9,000 N at GSV
- due tipping is prevented through central positioning on the workpiece


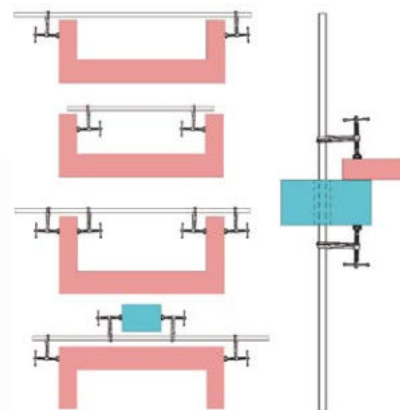


Durable

- due to the heat-resistant pressure plate, which can be tilted up to 35° – GSV has a hardened and oil-soaked sintered steel insert for outstanding sliding and emergency running properties
- due to a tempered spindle

Versatile

- In addition to classic clamping work, the clamp can also be used for spreading. It can be fed through an opening in the workpiece/component and add additional sliding arms easily.
- due to end fastenings on both sides which can be loosened without tools



You Tube

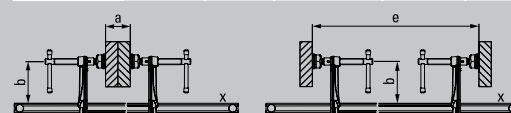


- Clamping force up to 6,500 N (SLV) or 9,000 N (GSV)
- Tipping is prevented through central positioning on the workpiece
- Special heat-resistant pressure plate, can be tilted by up to 35° – GSV with sintered steel insert
- Clamp can be fed through an opening in the workpiece/component
- Wide range of possible applications due to interchangeable sliding arm available in various different designs (see accessories)



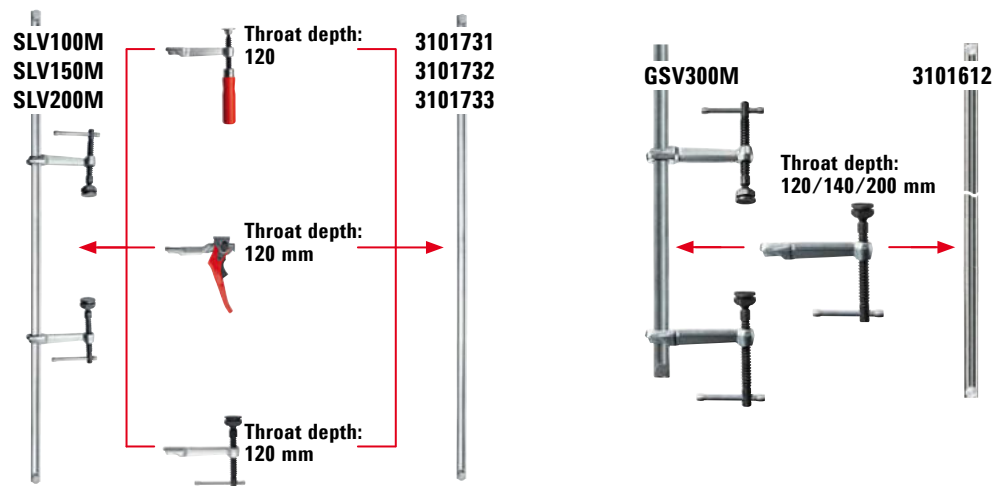
Variable high-performance clamps – Complete sets SLV/GSV

Order-No.	< a >	< b >	< e >	< x >	⚖️	📦	V2
	mm	mm	mm	mm	kg	qty.	
Variable high-performance clamp set SLV							
SLV100M	1000	120	340-1250	27 x 13	4.78	1	
SLV150M	1500	120	340-1750	27 x 13	6.00	1	
SLV200M	2000	120	340-2250	27 x 13	6.50	1	
Variable high-performance clamp set GSV							
GSV300M	3000	140	400-3340	30 x 15	13.00	1	





4 clamp sets
+ 4 rails
+ 6 sliding arms
= "X" options



SLV/GSV size rails




Order-No.	< a > mm	< x > mm	⚖ kg	📦 qty..	V2
SLV size rail					
3101731	1000	27 x 13	2.85	1	
3101732	1500	27 x 13	4.05	1	
3101733	2000	27 x 13	5.25	1	
GSV size rail					
3101612	3000	30 x 15	10.40	1	

- 27 x 13 mm (SLV) or 30 x 15 mm (GSV) profile, cold drawn and galvanised
- End fastenings on both sides can be loosened without tools – for rapid changeover
- Suitable for all SLV or GSV size sliding arms



Complete sliding arm for SLV sizes



Order-No.	Description	< b > mm	< x > mm	⚖ kg	📦 qty.	V3
3101426	Wooden handle	120	27 x 13	0.73	1	
3101337	Lever handle	120	27 x 13	1.10	1	
3101338	Tommy bar incl. special pressure plate	120	27 x 13	0.82	1	

- Three different grip variants/designs
- Suitable for all SLV size rails



Complete sliding arm for GSV sizes



Order-No.	Description	< b > mm	< x > mm	⚖ kg	📦 qty.	V3
3101329	Tommy bar incl. special pressure plate	120	30 x 15	1.13	1	
3101330	special pressure plate	140	30 x 15	1.21	1	
3101331	with sintered steel insert	200	30 x 15	1.40	1	

- One arm design with three throat depths
- Suitable for GSV size rails

Rafter clamps

Clamp rafters and beams



Your benefits at a glance:


- 1 Hammer-in tip**
First of all, the tip is driven into the rafter. The clamp is then quickly closed, to allow you to start right away with powerful clamping.
- 2 Broad impact surface**
The broad impact surface makes it easier to drive in the clamp.
- 3 Special tilting pressure plate**
With the SPZ 80 K, the special tilting pressure plate ensures problem-free clamping even when working with sloping parts. It can be tilted by up to 35°.
- 4 Sturdy hexagonal bolt**
The SPZ 80 K's tough hexagonal bolt allows powerful yet controlled tightening, with the help of a torque wrench.

- Clamping force up to 12,000 N
- For all roofing and timber frame constructions
- SPZ 80 K with 17 mm hexagonal bolt and heat-resistant pressure plate with sintered steel insert, which can be tilted up to 35°

- Long life due to heat-resistant pressure plate with sintered steel insert, which can be tilted up to 35°

Three design versions:

- Smooth faced (standard version)
- Rough faced for secure clamping on dirty surfaces
- V-groove face for round, oval and edged workpieces



Rafter clamp SPZ

Order-No.	Opening	Throat depth	Rail	⚖️	📦	V2
	mm	mm	mm	kg	qty.	
SPZ60K	600	120	27 x 13	2.90	5	
SPZ80K	800	140	30 x 15	5.00	2	



Special pressure plate

Order-No.	Description	Suitable for	V3
3100736	Standard	SLV, GSV, SPZ80K	
3101192	Serrated		
3101193	V-grooved		
3101219	Cutting ring	SLV, GSV, SPZ80K	

Anti-slip clamping with the cutting ring pressure plate

Sash and pipe clamps

Glue powerfully



Simply better.



Sash clamps

Order-No.	Opening mm	Jaw dimensions w x h mm	⚖️ kg	📦 qty.	V3
with I-profile 80 x 42 x 3,9 mm					
TAN80	800	80 x 80	7.90	1	
TAN120	1200	80 x 80	10.10	1	
TAN150	1500	80 x 80	12.20	1	
TAN210	2100	80 x 80	15.00	1	
TAN250	2500	80 x 80	17.50	1	
with T-profile 40 x 40 x 5 mm					
TB100	1000	66 x 43	5.50	1	
TB120	1200	66 x 43	6.20	1	
TB150	1500	66 x 43	6.40	1	
TB210	2100	66 x 43	8.50	1	
TB250	2500	66 x 43	9.50	1	
light with I-profile 37 x 11 x 4,5 mm					
TL60	600	48 x 53	3.80	2	
TL90	900	48 x 53	4.30	2	
TL120	1200	48 x 53	5.00	2	
TL180	1800	48 x 53	6.30	2	



TAN:

- Clamping force up to 24,000 N
- Easily adjustable pressure plates
- Removable crank handle
- Very sturdy thanks to I-profile

TB:

- Clamping force up to 14,000 N
- With attached locking bolt
- Tommy bar
- Sturdy thanks to T-profile

TL:

- Clamping force up to 9,900 N
- Easily adjustable pressure plates
- Crank handle
- Very sturdy thanks to I-profile



Pipe clamping set BPC

Order-No.	For pipes Ø		Throat depth mm	⚖️ kg	📦 qty.	V3
	mm	"				
BPC-H12	21.3	1/2	40	0.88	4	
BPC-H34	26.9	3/4	42	1.30	4	



- Suitable for steel pipes DN 20 / R3/4" or DN 15 / R1/2"
- Outer diameter 26.9 mm or 21.3 mm
- Infinitely-adjustable clamping width
- With stand

Clamping tools and Cutting tools by professionals for professionals

When it comes to innovative solutions for clamping and fixing workpieces and cutting sheet metal, this is the right place. No matter if classic clamps, traditional sheet metal snips or special solutions are required for special work requirements, BESSEY offers the right clamping and cutting tool for every craftsman in wood and metalworking in order to optimally support it in its work.



Detailed information
about all products at
www.bessey.de


Clamping tools




High-performance clamps



Grip pliers



Metal angle clamps




Clamping elements for
welding tables


Cutting tools



Compound leverage snips



Shape and straight cutting snips
D15A



Multi-purpose cutters



Folding utility knives
and multitool

Your dealer:

BESSEY Tool GmbH & Co. KG ■ Mühlwiesenstraße 40
74321 Bietigheim-Bissingen, Germany
Fon +49 7142 401-0 ■ Fax +49 7142 401-451
E-Mail: info@bessey.de