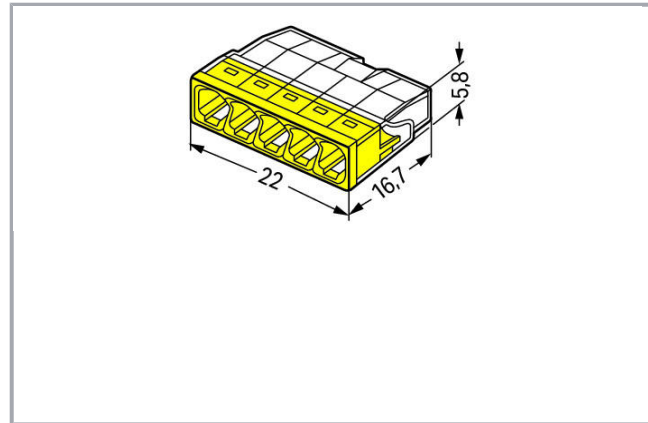


## Data sheet | Item number: 2273-205

COMPACT splicing connector; for solid conductors; max. 2.5 mm<sup>2</sup>; 5-conductor; transparent housing; yellow cover; Surrounding air temperature: max 60°C (T60); 2,50 mm<sup>2</sup>; transparent

[www.wago.com/2273-205](http://www.wago.com/2273-205)



### Item description

Advantages:

- Convenient wiring via an extremely compact design
- Push-in termination of up to eight solid conductors
- Cross-section range: 0.5 ... 2.5 mm<sup>2</sup>
- Any combination of conductor sizes is possible
- PUSH WIRE® connection terminates solid ("s") copper conductors

### Note:

#### Terminating Aluminum Conductors

WAGO spring clamp terminal blocks are suitable for solid aluminum conductors up to 4 mm<sup>2</sup>/12 AWG if WAGO "Alu-Plus" Contact Paste is used for termination.

"Alu-Plus" Contact Paste Advantages:

- Automatically destroys the oxide film during clamping.
- Prevents fresh oxidation at the clamping point.
- Prevents electrolytic corrosion between aluminum and copper conductors (in the same terminal block).
- Provides long-term protection against corrosion.

Subject to changes. Please also observe the further product documentation!

WAGO Kontakttechnik GmbH & Co. KG  
Hansastr. 27  
32423 Minden  
Phone: +49571 887-0 | Fax: +49571 887-169  
Email: [info.de@wago.com](mailto:info.de@wago.com) | Web: [www.wago.com](http://www.wago.com)

Do you have any questions about our products?  
We are always happy to take your call at +49 (571) 887-44222.



For spring clamp connections with PUSH WIRE® connection technology, **WAGO recommends that the aluminum conductor first be cleaned and then immediately inserted into the clamping unit filled with "Alu-Plus" contact paste.**

It is also possible to apply WAGO "Alu-Plus" **additionally** on the whole surface of the aluminum conductor before termination.

Please note that the nominal currents must be adapted to the reduced conductivity of the aluminum conductors::

2.5 mm<sup>2</sup> = 16 A

4 mm<sup>2</sup> = 22 A

**Safety information 1:**

in grounded power lines

## Data

### Electrical data

#### Ratings per IEC/EN 60664-1

| Ratings per                | IEC/EN 60664-1  |
|----------------------------|---|
| Nominal voltage (II/2)     | 450 V   |
| Rated surge voltage (II/2) | 4 kV  |
| Rated current              | 24 A  |
| Legend (ratings)           | (II / 2) ± Overvoltage category II / Pollution degree 2 |

### Connection data

|                                   |   |
|-----------------------------------|---|
| Connection technology             | PUSH WIRE®                                  |
| Actuation type                    | Push-in                                     |
| Connectable conductor materials   | Copper<br>Aluminum                          |
| Solid conductor                   | 0,5 ... 2,5 mm <sup>2</sup> / 20 ... 16 AWG |
| Strip length                      | 11 mm / 0.43 inch                           |
| Total number of connection points | 5   |
| Total number of potentials        | 1   |
| Wiring type                       | Side-entry wiring                           |

### Geometrical Data

|        |                      |
|--------|----------------------|
| Width  | 22 mm / 0.866 inch   |
| Height | 5,8 mm / 0.228 inch  |
| Depth  | 16,7 mm / 0.657 inch |

Subject to changes. Please also observe the further product documentation!

WAGO Kontakttechnik GmbH & Co. KG  
 Hansastr. 27  
 32423 Minden  
 Phone: +49571 887-0 | Fax: +49571 887-169  
 Email: [info.de@wago.com](mailto:info.de@wago.com) | Web: [www.wago.com](http://www.wago.com)

Do you have any questions about our products?  
 We are always happy to take your call at +49 (571) 887-44222.

## Material Data

|                             |         |
|-----------------------------|---------|
| Color                       | yellow  |
| Cover color                 | yellow  |
| Flammability class per UL94 | V2      |
| Fire load                   | 0.03 MJ |
| Weight                      | 1.6 g   |

## Environmental Requirements


|   |        |
|---|--------|
| Surrounding air temperature (operation) | 60 °C  |
| Continuous operating temperature        | 105 °C |
| Temperature marking per EN 60998        | T60    |

## Commercial data



|                       |                     |
|-----------------------|---------------------|
| Product Group         | 7 (Push Wire Conn.) |
| Packaging type        | BOX                 |
| Country of origin     | DE                  |
| GTIN                  | 4050821027874       |
| Customs tariff number | 85369010000         |

## Approvals / Certificates

### Country specific Approvals

| Logo   | Approval  | Additional Approval Text | Certificate name |
|--|---|--------------------------|------------------|
|  | <b>VDE</b><br>VDE Prüf- und Zertifizierungsinstitut | EN 60998                 | 40029794         |

### Ship Approvals

| Logo   | Approval  | Additional Approval Text | Certificate name         |
|--|---|--------------------------|--------------------------|
|  | <b>ABS</b><br>American Bureau of Shipping               | -                        | 15-<br>HG1419918-<br>PDA |
|  | <b>DNV GL</b><br>Det Norske Veritas, Germanischer Lloyd | EN 60998                 | TAE000015T               |

Subject to changes. Please also observe the further product documentation!



LR  
Lloyds Register

EN 60998

04/20013  
(E8)

## Counterpart

## Compatible products

### General accessories



Item no.: 2273-500

Mounting carrier; for single- and double-row con.; 2273 Series; for DIN-35 rail mounting/screw mounting; orange

[www.wago.com/2273-500](http://www.wago.com/2273-500)



Item no.: 249-130

Syringe; Contents: 20 ml Alu-Plus contact paste

[www.wago.com/249-130](http://www.wago.com/249-130)

## Downloads

### Documentation

#### Additional Information

Technical explanations

Apr 3, 2019

pdf  
2.1 MB

[Download](#)

### CAD/CAE-Data

#### CAD data

2D/3D Models 2273-205

[URL](#)

[Download](#)

#### CAE data

EPLAN Data Portal 2273-205

[URL](#)

[Download](#)

WSCAD Universe 2273-205

[URL](#)

[Download](#)


## Handling Instructions

### Conductor termination


Subject to changes. Please also observe the further product documentation!

WAGO Kontakttechnik GmbH & Co. KG  
Hansastr. 27  
32423 Minden  
Phone: +49571 887-0 | Fax: +49571 887-169  
Email: [info.de@wago.com](mailto:info.de@wago.com) | Web: [www.wago.com](http://www.wago.com)


Do you have any questions about our products?  
We are always happy to take your call at +49 (571) 887-44222.



Strip solid conductor to 11 mm / 0.43 inch (see marking).




The transparent housing shows if conductors are fully inserted; within the colored base, a clear port shows if the conductor's strip length is correct.



Termination: Insert stripped solid conductor until it hits backstop.

Conductors are correctly stripped if the clear port shows no bare conductor on the unprinted connector side. Picture shows center conductor with exceeded strip length.



Removal: Hold conductor to be removed and twist alternately left and right while pulling the connector.

### Testing

Subject to changes. Please also observe the further product documentation!



Testing via test port opposite to conductor entry.

Subject to changes. Please also observe the further product documentation!