

Isolators Ex9I125



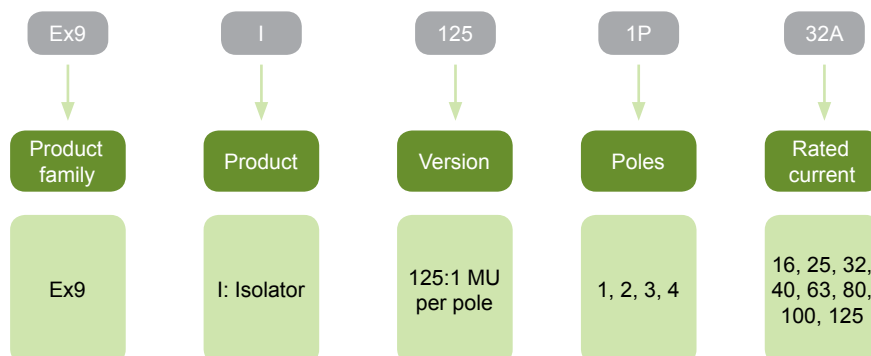
- **Modular Isolators**
- **Rated current up to 125 A**
- **Rated voltage 230 / 400 V AC**
- **Rated short-time withstand current $I_{cw} = 12 \times I_e$, 1 s**
- **Meet requirements of IEC / EN 60947-3**
- **Built-in lock mechanism for OFF position**
- **1 up to 4-pole version**

Isolators Ex9I125 can be used as a main switch in wide variety of applications. These switches are tested according to IEC / EN 60947-3 standards and fulfill also requirements for isolation function.

Utilization category AC-22A ensures possibility of switching mixed resistive and inductive loads with low overloads with $\cos \varphi = 0.65$. Subcategory A allows frequent operation.

Isolators of line Ex9I125 are produced in modular design with width one module unit per pole. Can be connected via standard busbars of both fork as well as pin type of connection.

Type Key



Certification marks



Isolators Ex9125

1-pole



Rated current	Poles	Width	Article No.	Type	Packing
16 A	1	1 MU	102304	Ex9125 1P 16A	1/12/144
25 A	1	1 MU	102305	Ex9125 1P 25A	1/12/144
32 A	1	1 MU	100862	Ex9125 1P 32A	1/12/144
40 A	1	1 MU	100863	Ex9125 1P 40A	1/12/144
63 A	1	1 MU	100864	Ex9125 1P 63A	1/12/144
80 A	1	1 MU	100865	Ex9125 1P 80A	1/12/144
100 A	1	1 MU	100866	Ex9125 1P 100A	1/12/144
125 A	1	1 MU	100867	Ex9125 1P 125A	1/12/144

2-pole



Rated current	Poles	Width	Article No.	Type	Packing
16 A	2	2 MU	102306	Ex9125 2P 16A	1/6/72
25 A	2	2 MU	102307	Ex9125 2P 25A	1/6/72
32 A	2	2 MU	100868	Ex9125 2P 32A	1/6/72
40 A	2	2 MU	100869	Ex9125 2P 40A	1/6/72
63 A	2	2 MU	100870	Ex9125 2P 63A	1/6/72
80 A	2	2 MU	100871	Ex9125 2P 80A	1/6/72
100 A	2	2 MU	100872	Ex9125 2P 100A	1/6/72
125 A	2	2 MU	100873	Ex9125 2P 125A	1/6/72

3-pole



Rated current	Poles	Width	Article No.	Type	Packing
16 A	3	3 MU	102308	Ex9125 3P 16A	1/4/48
25 A	3	3 MU	102309	Ex9125 3P 25A	1/4/48
32 A	3	3 MU	100874	Ex9125 3P 32A	1/4/48
40 A	3	3 MU	100875	Ex9125 3P 40A	1/4/48
63 A	3	3 MU	100876	Ex9125 3P 63A	1/4/48
80 A	3	3 MU	100877	Ex9125 3P 80A	1/4/48
100 A	3	3 MU	100878	Ex9125 3P 100A	1/4/48
125 A	3	3 MU	100879	Ex9125 3P 125A	1/4/48

4-pole



Rated current	Poles	Width	Article No.	Type	Packing
16 A	4	4 MU	102310	Ex9125 4P 16A	1/3/36
25 A	4	4 MU	102311	Ex9125 4P 25A	1/3/36
32 A	4	4 MU	100880	Ex9125 4P 32A	1/3/36
40 A	4	4 MU	100881	Ex9125 4P 40A	1/3/36
63 A	4	4 MU	100882	Ex9125 4P 63A	1/3/36
80 A	4	4 MU	100883	Ex9125 4P 80A	1/3/36
100 A	4	4 MU	100884	Ex9125 4P 100A	1/3/36
125 A	4	4 MU	100885	Ex9125 4P 125A	1/3/36

Technical Data Ex9I125

Isolators up to 125 A

General parameters

Modular design
Main switches with isolation function
Built-in lock mechanism for OFF position

Electrical parameters

Tested according to	IEC/EN 60947-3
Rated op. voltage	230/400 V AC
Rated frequency	50/60 Hz
Rated current I_e AC-22A 230/400 V AC	16, 25, 32, 40, 63, 80, 100, 125 A
Number of poles	1, 2, 3, 4
Utilization category	AC-22A
Rated insulation voltage U_i	500 V
Rated impulse withstand voltage U_{imp}	6 kV
Rated short-time withstand current I_{cw} , 1 s	$12 \times I_e$
Rated short-circuit making capacity I_{cm} $I_n = 16, 25, 32$ A $I_n = 40, 63$ A $I_n = 80, 100, 125$ A	640 A 1 260 A 2 500 A
Maximum back-up fuse	160 A gG
Mechanical service life	20 000 operation cycles
Electrical service life	4 000 operation cycles

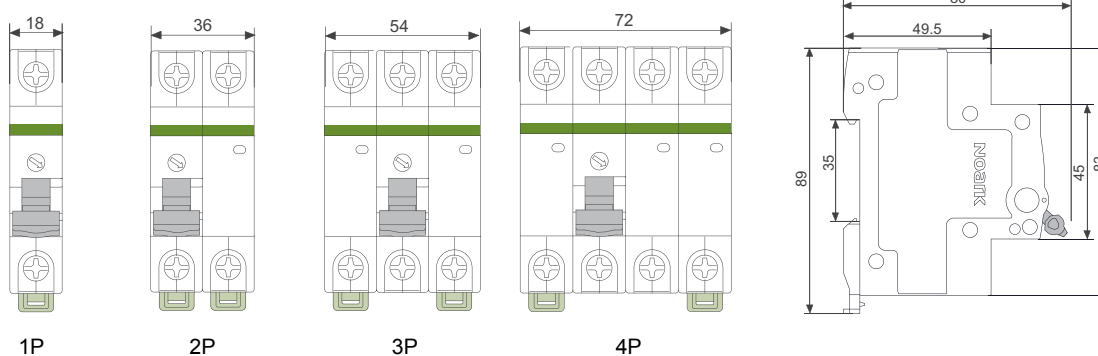
Mechanical parameters

Device width	18 mm (per pole)
Device height	83 mm (89 mm including rail clip)
Frame size	45 mm
Mounting	easy fastening onto 35 mm device rail (DIN)
Degree of protection	IP40, terminals IP20
Terminals	combined lift + open mouthed
Terminal capacity	10 — 50 mm ²
Fastening torque of terminals	2 — 3.5 Nm
Busbar thickness	0.8 — 2 mm
Ambient temperature	-30 — +70 °C
Altitude	≤ 2000 m
Relative humidity	≤ 95 %
Resistance to humidity and heat	class 2
Pollution degree	2
Installation class	III
Weight	0.09 kg per pole

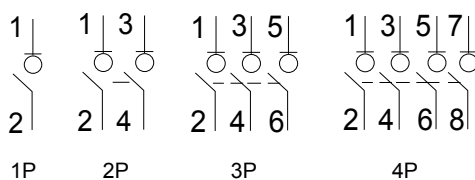
Technical Data Ex9I125

Isolators up to 125 A

Dimensions



Wiring diagrams



Ordering data p. 2