

# Installation contactors Ex9CH

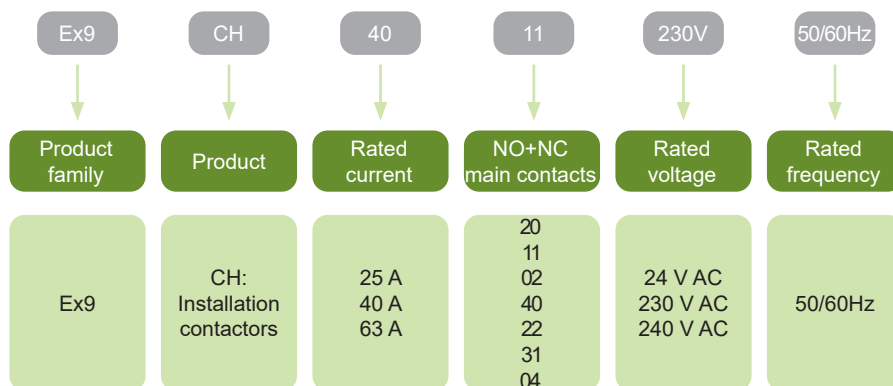


- Installation contactors Ex9CH
- Meet requirements of IEC / EN 61095
- Rated current up to 25, 40, 63 A
- Control coil voltage 24, 230 or 240 V AC
- Rated frequency 50/60 Hz
- 2 or 4-contact versions
- Various contact combinations

Modular contactors Ex9CH are suitable for household and building modular distribution boards. They are mainly used in building automation processes for switching and controlling lightings, heating systems, ventilations, pumps, heating pumps and other applications.

Optical indicator on the front side indicates status of the contacts and voltage on control coil.

## Type Key



## Certification marks



# Installation contactors Ex9CH

## Installation contactors 25 A, width 1MU



Control voltage	Contacts NO+NC	Article No.	Type	Packing
230 V AC	02	107017	Ex9CH25 02 230V 50/60Hz	2/162
230 V AC	20	107320	Ex9CH25 20 230V 50/60Hz	2/108
230 V AC	11	107322	Ex9CH25 11 230V 50/60Hz	2/108
240 V AC	02	107018	Ex9CH25 02 240V 50/60Hz	2/162
24 V AC	02	107016	Ex9CH25 02 24V 50/60Hz	2/162
24 V AC	20	107319	Ex9CH25 20 24V 50/60Hz	2/108
24 V AC	11	107321	Ex9CH25 11 24V 50/60Hz	2/108

## Installation contactors 25 A, width 2MU



Control voltage	Contacts NO+NC	Article No.	Type	Packing
230 V AC	0+4	113647	Ex9CH25 04 230V 50/60Hz	1/81
230 V AC	4+0	102412	Ex9CH25 40 230V 50/60Hz	1/81
230 V AC	3+1	107020	Ex9CH25 31 230V 50/60Hz	1/81
230 V AC	2+2	102414	Ex9CH25 22 230V 50/60Hz	1/81
24 V AC	0+4	113646	Ex9CH25 04 24V 50/60Hz	1/81
24 V AC	4+0	102411	Ex9CH25 40 24V 50/60Hz	1/81
24 V AC	3+1	107019	Ex9CH25 31 24V 50/60Hz	1/81
24 V AC	2+2	102413	Ex9CH25 22 24V 50/60Hz	1/81

# Installation contactors Ex9CH

## Installation contactors 40 A, width 2MU



Control voltage	Contacts NO+NC	Article No.	Type	Packing
230 V AC	20	102416	Ex9CH40 20 230V 50/60Hz	1/81
230 V AC	02	107024	Ex9CH40 02 230V 50/60Hz	1/81
230 V AC	11	102418	Ex9CH40 11 230V 50/60Hz	1/81
24 V AC	20	102415	Ex9CH40 20 24V 50/60Hz	1/81
24 V AC	02	107023	Ex9CH40 02 24V 50/60Hz	1/81
24 V AC	11	102417	Ex9CH40 11 24V 50/60Hz	1/81

## Installation contactors 40 A, width 3MU



Control voltage	Contacts NO+NC	Article No.	Type	Packing
230 V AC	0+4	113650	Ex9CH40 04 230V 50/60Hz	1/54
230 V AC	4+0	102420	Ex9CH40 40 230V 50/60Hz	1/54
230 V AC	3+1	107022	Ex9CH40 31 230V 50/60Hz	1/54
230 V AC	2+2	107324	Ex9CH40 22 230V 50/60Hz	1/54
240 V AC	0+4	113651	Ex9CH40 04 240V 50/60Hz	1/54
240 V AC	4+0	102421	Ex9CH40 40 240V 50/60Hz	1/54
24 V AC	0+4	113649	Ex9CH40 04 24V 50/60Hz	1/54
24 V AC	4+0	102419	Ex9CH40 40 24V 50/60Hz	1/54
24 V AC	3+1	107021	Ex9CH40 31 24V 50/60Hz	1/54
24 V AC	2+2	107323	Ex9CH40 22 24V 50/60Hz	1/54

# Installation contactors Ex9CH

## Installation contactors 63 A, width 2MU



Control voltage	Contacts NO+NC	Article No.	Type	Packing
230 V AC	20	102423	Ex9CH63 20 230V 50/60Hz	1/81
230 V AC	02	107026	Ex9CH63 02 230V 50/60Hz	1/81
230 V AC	11	102425	Ex9CH63 11 230V 50/60Hz	1/81
24 V AC	20	102422	Ex9CH63 20 24V 50/60Hz	1/81
24 V AC	02	107025	Ex9CH63 02 24V 50/60Hz	1/81
24 V AC	11	102424	Ex9CH63 11 24V 50/60Hz	1/81

## Installation contactors 63 A, width 3MU



Control voltage	Contacts NO+NC	Article No.	Type	Packing
230 V AC	0+4	113653	Ex9CH63 04 230V 50/60Hz	1/54
230 V AC	4+0	102427	Ex9CH63 40 230V 50/60Hz	1/54
230 V AC	3+1	107028	Ex9CH63 31 230V 50/60Hz	1/54
230 V AC	2+2	107326	Ex9CH63 22 230V 50/60Hz	1/54
240 V AC	0+4	113654	Ex9CH63 04 240V 50/60Hz	1/54
240 V AC	4+0	102428	Ex9CH63 40 240V 50/60Hz	1/54
24 V AC	0+4	113652	Ex9CH63 04 24V 50/60Hz	1/54
24 V AC	4+0	102426	Ex9CH63 40 24V 50/60Hz	1/54
24 V AC	3+1	107027	Ex9CH63 31 24V 50/60Hz	1/54
24 V AC	2+2	107325	Ex9CH63 22 24V 50/60Hz	1/54

## Distance block between Ex9CH devices, width 0.5MU



Description	Article No.	Type
Distance block/separator	107956	Ex9CH20 SP

# Technical Data Ex9CH

## Installation contactors

### General parameters

Indication window help users to know the status of device
Low operating noise level

### Electrical parameters

	ExCH25	ExCH40	ExCH63
Tested according to	IEC / EN 61095		
Rated operational voltage $U_e$	230/400 V AC		
Control coil voltage $U_c$	24 V AC / 230 V AC / 240 V AC		
Rated insulation voltage $U_i$	500 V		
Rated impulse withstand voltage $U_{imp}$	4 kV		
Rated conventional thermal current $I_{th}$	25 A	40 A	63 A
Rated current AC-1, AC-7a $I_e$	25 A	40 A	63 A
Controlled power AC-7a	16 kW	26 kW	40 kW
Electrical service life	100 000 operating cycles		
Max. switching frequency	300 per hour		
Duty	100 %		
Making and breaking conditions AC-7a			
$I_c/I_e$	1.0		
$U/U_e$	1.05		
$\cos \varphi$	0.8		
Coil power consumption (2P / 4P)	- / 5.31 VA - / 1.56 W	5.10 / 7.13 VA 1.50 / 2.09 W	5.10 / 7.13 VA 1.50 / 2.09 W
Ambient temperature	-5 — +40 °C (+40 — +70 °C derated)		
$I_{th}$ in different ambient temperature			
40°C	25 A	40 A	63 A
50°C	22 A	38 A	57 A
60°C	18 A	36 A	50 A
70°C	16 A	32 A	46 A

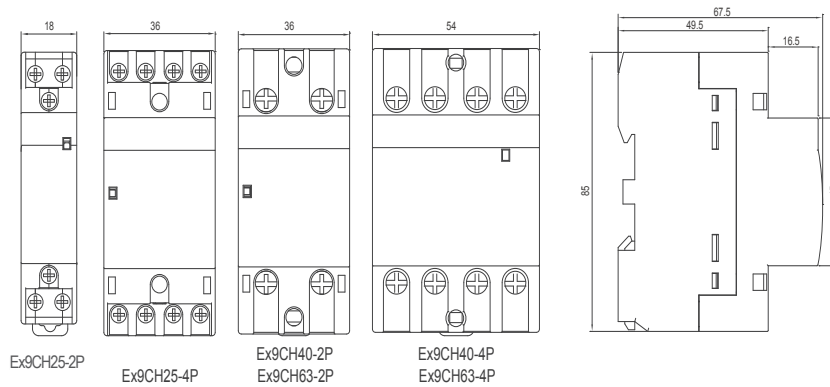
### Mechanical parameters

	ExCH25	ExCH40	ExCH63
Modules	2-contact: 18 mm (1MU) 4-contact: 36 mm (2MU)	2-contact: 36 mm (2MU) 4-contact: 54 mm (3MU)	2-contact: 36 mm (2MU) 4-contact: 54 mm (3MU)
Device width	18 mm (per module)		
Device height	81 mm (84.5 incl. rail clip)	85 mm	85 mm
Frame size	45 mm		
Mounting	easy fastening onto 35 mm device rail (DIN)		
Degree of protection	IP20		
Terminals	M3.5 screws	M5 screws	M5 screws
Terminal capacity	1 — 4 mm <sup>2</sup>	2.5 — 16 mm <sup>2</sup>	2.5 — 16 mm <sup>2</sup>
Fastening torque of terminals	0.8 Nm	2 Nm	2 Nm
Control coil terminal	M3.5 screws		
Control coil terminal capacity	1 — 4 mm <sup>2</sup>		
Fastening torque of control terminals	0.8 Nm		
Mechanical service life	1 000 000 operating cycles		
Pollution degree	2		
Installation class	III		
Weight	0.12 kg (1MU), 0.21 kg (2MU)	0.22 kg (2MU), 0.4 kg (3MU)	0.22 kg (2MU), 0.4 kg (3MU)

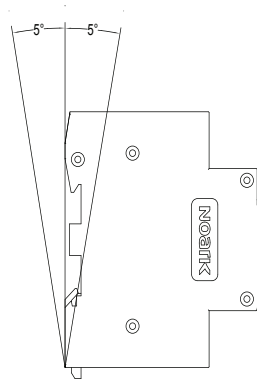
# Technical Data Ex9CH

## Installation contactors

### Dimensions



### Mounting position



### Wiring diagrams

